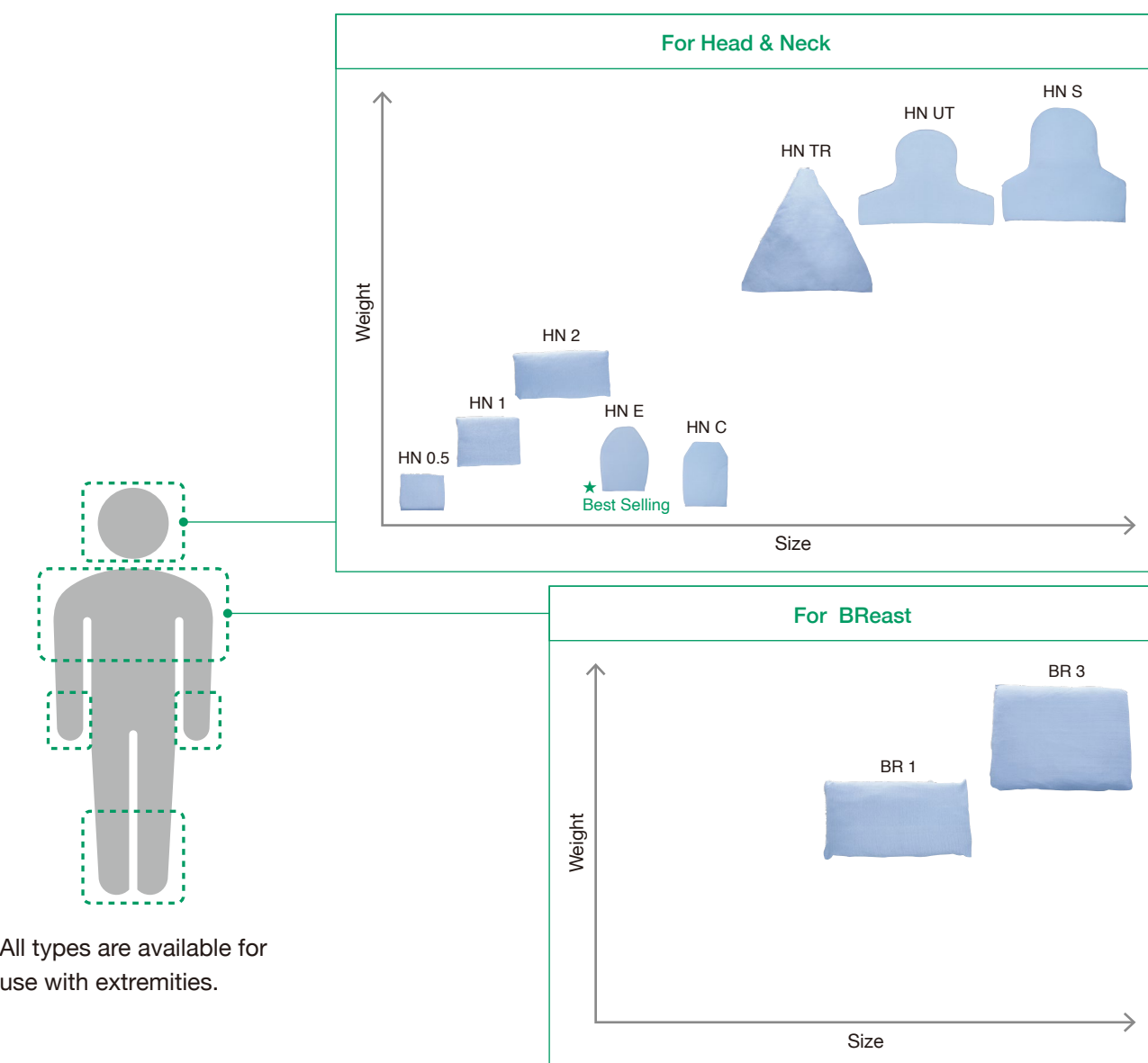


MOLDCARE RI II Cushions




All types are available for use with extremities.

Processing Procedure *Before processing the mold, read the manual carefully.

- Remove MOLDCARE RI II from aluminum package. Evenly put water into MOLDCARE RI II by spray. (9 to 36g)
- Remove excess surface water with a cloth. Mold to the approximate shape of the patient in a reclining position.
- The patient lies down on MOLDCARE RI II and molding is completed.
- The process is then complete. The patient stands and the mold is left to complete setting which takes approximately 20 minutes at room temperature.

Experience the benefits of MOLDCARE RI II in your radiation therapy practice today.



Patient Immobilization Device

Type and Specification

Product Name	Type	Product Code No.	Specification	Contents Per Pack
Moldcare RI II -HN	0.5	93066	20cm × 15cm	1 pce
	1	93741	20cm × 25cm	1 pce
	2	93742	20cm × 45cm	1 pce
	E	94512	Upper Base: 7cm Lower Base: 20cm Height: 34cm	1 pce
	C	95942	Upper Base: 12cm Lower Base: 20cm Height: 35cm	1 pce
	TR	94232	Trapezoid shape Upper Base: 5cm Lower Base: 58cm Height: 65cm	1 pce
	UT	94521	Upper Base: 20cm Lower Base: 58cm Height: 47cm	1 pce
Moldcare RI II -BR	S	95941	Upper Base: 30cm Lower Base: 58cm Height: 55cm	1 pce
	1	93821	40cm × 60cm	1 pce
	3	93822	60cm × 60cm	1 pce



MOLDCARE RI II



Patient Customizable Cushion



Website



LinkedIn® professional networking services



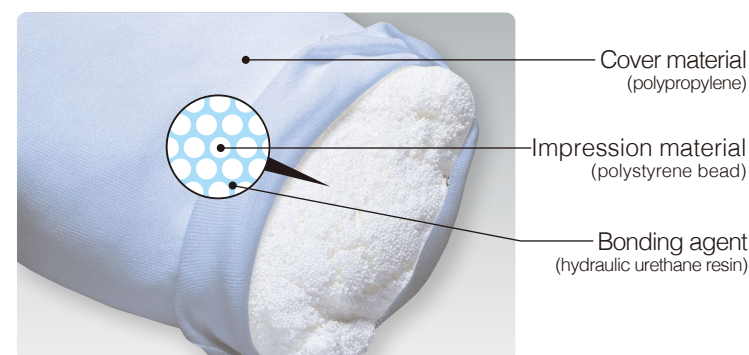
ALCARE Co., Ltd.
International Sales Div.
19F, Arcacentral Bldg., 1-2-1 Kinshi, Sumida-ku, Tokyo 130-0013, Japan
MAIL: inquiry@alcare.co.jp
www.alcare.co.jp/en

Alcare is a registered trademark of Alcare Co., Ltd. in the United States and elsewhere. All other referenced product names and marks are trademarks of their respective owners and hereby acknowledged. © Alcare Co., Ltd. All rights reserved.



What is MOLDCARE RI II?

Customizable and Ease of Use Patient Immobilization Cushion During Radiation Therapy



Core Benefits of MOLDCARE RI II

- Customizable immobilization cushion that limits patient movement during radiation therapy treatment
- Effectively fills the gap between the patient and head support, ensuring a reproducible setup that may reduce errors.

Customizable



Ease of Use

- Activated with a simple spray of water



- No need for water bath or oven for activation



More Features for Optimal Performance

- Features a low specific gravity (0.1) and CT value of less than -800, making it ideal for use during CT simulation.
- MR Safe enabling safe use in any MRI environment. **MR**
- Retains its shape and rigidity throughout the entire course of treatment*, ensuring reproducible setup and helping to deliver precise treatment delivery.

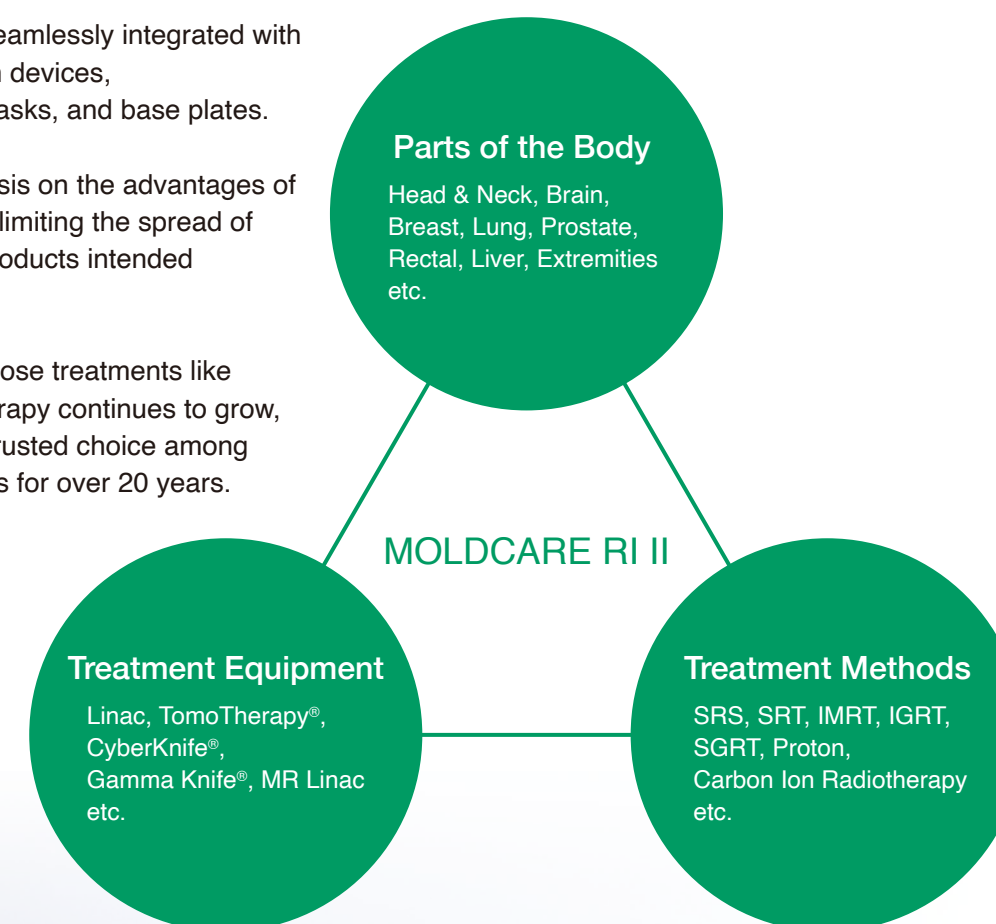
*Based on inhouse testing, MOLDCARE RI II will retain its shape for 12 months.

Wide Range of Applications

- MOLDCARE RI II is being utilized in radiation therapy for various parts of the body using different treatment equipment and methods.
- MOLDCARE RI II can be seamlessly integrated with your existing immobilization devices, including head supports, masks, and base plates.

There is an increasing emphasis on the advantages of single patient use products in limiting the spread of contamination compared to products intended for multiple patients use.

As fewer fraction and higher dose treatments like hypofractionated radiation therapy continues to grow, MOLDCARE RI II remains a trusted choice among radiation therapy professionals for over 20 years.



Extensive Documentation of Applications

The applications and utility of MOLDCARE RI II are extensively documented in a multitude of research papers, providing a robust foundation of evidence supporting its effectiveness in various clinical scenarios.



Research Paper List



Cross Cancer Institute study highlights the significant improvements that resulted when changing their head and neck process including switching from standard headrests to customizable (MOLDCARE RI II) headrests,

Assessing Improvement in Setup Reproducibility for Head and Neck Patients Following 2 Cycles of Process Improvement
A. Heikal*, B. Aoughoche, M. Brennan, H. Warkentin, Cross Cancer Institute, Edmonton, AB, Canada Alberta Health Services, University of Alberta

AAPM ePoster Library. Heikal A. 07/12/20; 302959; PO-GeP-T-119
Topic: Patient Safety and Quality Improvement 2020 Joint AAPM-COMP Virtual Meeting, July 12-16,2020

Matthew Brennan, Supervisor Mould room, Cross Cancer Institute (April 8, 2022)

"Yes, we changed our H&N process, ultimately moving from shells (masks) made in the Mould Room on standard headrests to shells made in Simulator (by Mould room staff) using MOLDCARE custom cushions under the patient's head.

These changes, done incrementally, led to less Cone beam CTs for patient position, and a significant decline (about 50%) of patients needing to be replanned.

This means less dose to the patient for setup, and less replans means a significantly more efficient process at simulation and treatment."